

Keyboard Garden

Book Five

电子琴乐园

第五册



Iwan Michailov
and
Arie Vonk



目录

Table of Contents

前言 / Foreword	5
Bm 和弦 / Bm chord	6
F ^{sus4} 和弦 / F^(suspended 4) chord	8
D7 ^{sus4} 和弦 / D7^(suspended 4) chord	12
G ^{dim} 和弦 / G^{dim} chord	19
A ^b 和弦 / A^b chord	23
B ^b m 和弦 / B^{flat} m chord	32
F [#] m 和弦 / F[#]m chord	36
B ^{sus4} 和弦 / B^(suspended 4) chord	36
B 和弦 / B chord	36
F [#] ^{dim} 和弦 / F[#]^{dim} chord	38
和弦表 / Table of Chords	41
作者简介 / About the Authors	47
Songs	
Special Feelings	6
Lora	7
I Never Go	8
Latin Night	11
Elena	12
Promised	14
Sunny Island	15
Back to the Basics	16
Image	18
Diana	20
Magla	21
It's Me	22
Spanish Impression	24
Believe Me	25
Sunshine	26
Rock Man	28
Tenderness	30
Yellow Flowers	31
Bring Me The Summer	32
He's Coming	34
Upstairs	36
Like Mr. Mozart	38
The New Sound	40

前言

这种方法是为每位想在学习弹奏电子琴的同时体验到快乐的人而创作的。在“Keyboard Garden”的第5册中，就像在第一、二、三和四册中的一样，特别注重了和弦的使用。它强调左手和弦的使用以及它们作为旋律伴奏的方式。和弦很重要，因为它们丰富和增加了旋律的色彩。不同的键盘风格也在这个版本中呈现。

这种方法的优点在于它是对第四册的直接续篇或后续，音乐概念逐渐增加。作者既利用了流行歌曲，也利用了他们自己创作的歌曲。它们还包括对一些基本理论概念的解释。

为了在技术上提高技能，我们建议您参考“Playing Keyboard”一书。

我们祝您成功并弹奏得开心！

Iwan Michailov
en
Arie Vonk



Foreword

This method was created for all those who want some pleasure while playing a keyboard. In part 5 of “Keyboard Garden,” just as in parts 1, 2, 3 and 4 attention is particularly given to the use of chords. It stresses the use of chords in the left hand and how they are used as accompaniment to melodies. Chords are important because they enrich and add color to melodies. Different keyboard styles are also presented in this edition.

This edition is a direct follow-up to part 4 and it progresses gradually. The authors make use of both popular songs as well as those that they have composed. They have also included explanations of some elementary concepts of theory.

In order to develop skills in technique the authors recommend the following method book: “Playing Keyboard.”

We wish you pleasure and success in your endeavors!

Iwan Michailov
en
Arie Vonk

Back to the Basics

练习 8 / Exercise 8:

synthesizer
dance

♩ = 123

1 3

3 4 3

5 Cm Bb F

1 2 1 4 5 1 3

9 Gm Eb

2 1 1 2 3

13 Cm D7^{sus4} D7

1 2 4 3

17 Eb Bb

4 1

21 F D7 Gm

1 2 3 4 1 2 3

25 Eb Bb

4 3 3 1 3

29 F Gm Eb F

It's Me

练习12 / Exercise 12:

trombone
bossa nova

♩ = 135

1

5

9

13

17

21

25

29

Chords: G, G^{dim}, Am, D7, Dm, E7, A7, C, Cm

fade out

使声音慢慢消失。
Let sound slowly die.



第二个点用另一个四分之一拍来延长四分音符。
The second dot lengthens the quarter note with another quarter count.

Sunshine

练习 15 / Exercise 15:

piano swing

♩ = 120



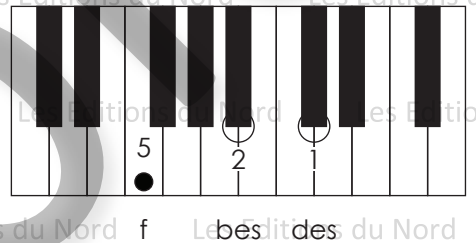
琶音
arpeggio

琶音指一串和弦音从低到高或从高到低依次连续奏出。
Arpeggio means playing the tones in succession.

Bm 和弦

Bflat m chord

将小拇指、食指和大拇指分别放在f, 降b和降d的音符键上。
Place your fingers 5, 2 and 1 on the keys f, b flat and d flat.



Bring Me The Summer

练习 19 / Exercise 19:

el. piano
8 beat

♩ = 115

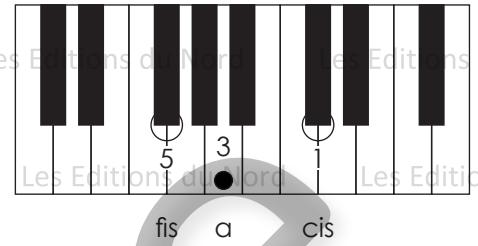
Chords: F, Gm, C7, F, Gm, C7, F, Gm, C7, F, Bbm, F, Bbm, Am, Dm, Gm, C7

F#m 和弦

F#m chord

将小拇指、中指和拇指分别放在升f, a和升c的音符键上。

Place your fingers 5, 3 and 1 on the keys f sharp, a and c sharp.

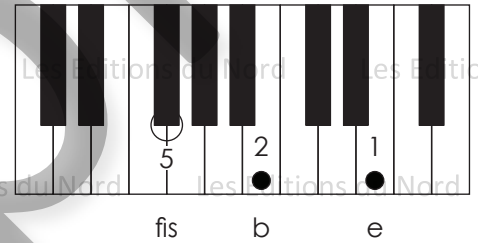


Bsus4 和弦

B(suspended 4) chord

将小拇指、食指和拇指分别放在升f, b和e的音符键上。

Place your fingers 5, 2 and 1 on the keys f sharp, b and e.

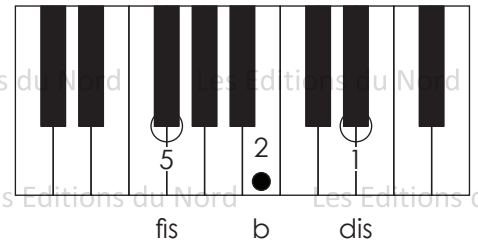


B 和弦

B chord

将小拇指、食指和拇指分别放在升f, b和升d的音符键上。

Place your fingers 5, 2 and 1 on the keys f sharp, b and d sharp.



Upstairs

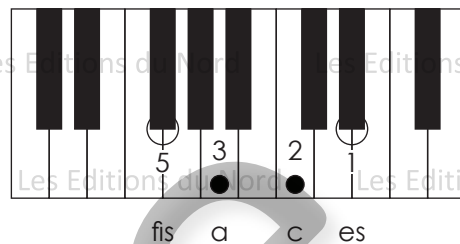
练习 21 / Exercise 21:

♩ = 115

A musical score for Exercise 21 in 4/4 time, key of D major. The tempo is marked as ♩ = 115. The score consists of two staves of music. The first staff starts with an Em chord and contains the notes D4, E4, F#4, G4, A4, B4, C#5, D5. The second staff starts with a G chord and contains the notes G4, A4, B4, C#5, D5, E5, F#5, G5. The chords Em, G, D, and Em are indicated above the notes. A box in the top right corner contains the text "synthesizer disco".

将小拇指、中指、食指和拇指分别放在升f, a, c和降e的音符键上。

Place your fingers 5, 3, 2 and 1 on the keys f sharp, a, c and e flat.



Like Mr. Mozart

练习 22 / Exercise 22:

strings
16 beat

♩ = 90

Gm

mf

Cm D

Gm F#dim Gm F#dim

Gm Eb D Gdim

D Gdim D Gdim D Gdim

Gm Cm

作者简介

About the Authors

IWAN MICHAILOV

出生于保加利亚洛维奇。自1979年以来，他一直住在荷兰。他在布尔加利亚的音乐馆学习法国圆号和手风琴。之后他在索非亚音乐学院学习，主修法国圆号，并以优异成绩毕业。他在一个交响乐团演奏了7年，是一个法国圆号演奏家，并指挥2支管乐队，还是歌剧合唱团的歌手。在荷兰，他在恩斯赫德音乐学院学习电子琴，在蒂尔堡学习键盘。最重要的是，他喜欢为唱片公司、荷兰和保加利亚歌手作曲。2000年，他获得了保加利亚国家歌曲节的冠军，并发行了一张CD。他曾任教于两所音乐学校，分别是键盘、电子琴和圆号。他还为手风琴、键盘、小提琴、小号、长笛、单簧管和许多其他乐器写音乐书籍。

Born in Lovech, Bulgaria. He's living in The Netherlands since 1979. He followed the Music Gymnasium in Bulgaria for french horn and accordion. Afterwards he studied at the Conservatory of Sofia majoring in French Horn where he was graduated with honours. He played 7 years in a Symphony Orchestra as a french horn player and was conductor of 2 wind orchestras and was a singer in an opera choir. In The Netherlands he studied at the Conservatory of Enschede for electronic organ and in Tilburg for keyboard. Most of all he likes to compose music for recording companies and Dutch and Bulgarian singers. He won the National Song festival of Bulgaria in 2000 and a CD was released. He was a teacher at 2 music schools for keyboard, electronic organ and french horn. He wrote also music books for accordion, keyboard, violin, trumpet, flute, clarinet and many other instruments.

ARIE VONK

1953年3月8日出生于美国。在乌特勒支音乐学院，他与荷姆·范德·海登和基斯·范·豪滕完成了音乐教育学的学习。在阿纳姆音乐学院与伯特·马特完成了管风琴即兴表演课程后，他获得了室内乐证书。他还与Guus Jansen一起在Hilversum电子风琴学院学习，与Ton Langhorst和Rob van der Sande一起在Tilburg音乐学院学习键盘。70年代，他开始了自己的职业生涯，在阿默斯福特的吉多德布雷学校(Guido de Bres School)担任音乐教师，1969年以来，他一直活跃在同一个地方担任风琴手。自1982年起，他在泽维尔-纳尔的“Het Musiater”音乐系教授风琴和键盘。他也是阿纳姆科佩尔科克“纳贝尔风琴”的常客之一。

Born March 8, 1953 in Amersfoort. At the Utrecht Conservatory he completed his studies music pedagogy with Herm van der Heijden and organ with Kees van Houten. After completion of the course organ improvisation with Bert Matter at the Arnhem Conservatory, he received a certificate for chamber music. He also studied in Hilversum electronic organ with Guus Jansen and keyboard at the Tilburg Conservatory with Ton Langhorst and Rob van der Sande. He began his career in the seventies as a music teacher at the Guido de Bres School in Amersfoort while he was already been active as organist in the same place since 1969. From 1982 onwards he teaches organ and keyboard at the music department of "Het Musiater" in Zevenaar. He is also one of the regular players of the "Naber organ" of the Koepelkerk in Arnhem.